

Canlife FIA Adventurous Passive

January 2019

For more information please see the Understanding fund factsheets guide available on our website

Fund facts

Fund type

Pension FIA Series

Launch date

15 February 2010

Ongoing Charges Figure (OCF)¹

0.31%

ABI sector

Flexible Investment

Volatility group²

n/a

Currency

Sterling

SEDOL

B4L7VL5

ISIN

GB00B4L7VL54

MEX code

ABCDF

Citi code

IDH1

Fund size

£20.79m

Fund manager

Insight Investments, Vanguard Investments

¹

The OCF is the charge made by the fund manager for running the fund and is accounted for within the unit price. The OCF does not include any product charges, please refer to your product details for more information.

²

Volatility groups run from 1 (least volatile) to 4 (most volatile) for the funds available from Canada Life and are generally reviewed once a year; we do not notify policyholders or advisers of any changes. For more information please see our guide to understanding volatility, available on our website.

Fund objective

To achieve long-term capital growth by managing the asset allocation of a portfolio of predominantly UK and overseas equities

The fund objective has been provided by the underlying fund manager via FE

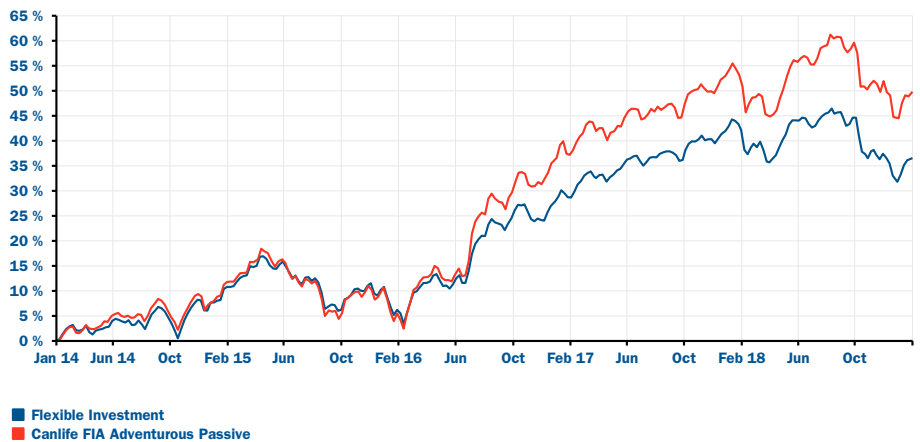
Past performance to 31 January 2019

	3 months	1 year	3 years	5 years	since launch
Fund growth%	-0.4	-2.0	42.7	49.8	103.3
Sector index	-0.3	-4.3	28.2	36.5	87.4
Annualised compound growth	-	-2.0	12.6	8.4	8.2

Year on year performance

	31/12/2017 - 31/12/2018	31/12/2016 - 31/12/2017	31/12/2015 - 31/12/2016	31/12/2014 - 31/12/2015	31/12/2013 - 31/12/2014
Fund growth%	-5.6	11.9	23.2	2.7	5.6

Performance against ABI sector



Please note that past performance is not a guide for the future and that the value of units can fall as well as rise. Currency fluctuations and other factors can also affect performance.

Fund performance data is on a bid to bid basis with income reinvested. Fund data is provided by FE.

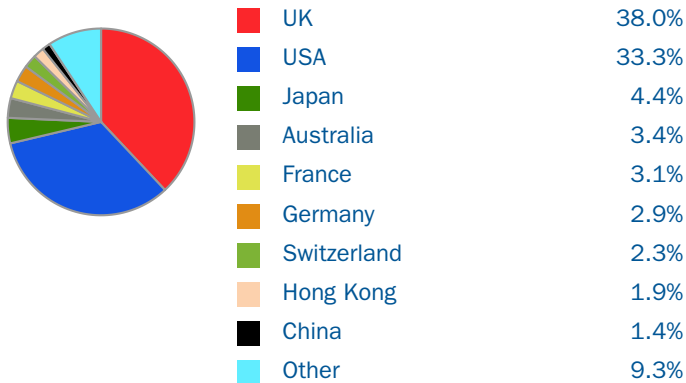
Canlife FIA Adventurous Passive

January 2019


For more information please see the Understanding fund factsheets guide available on our website

Fund holdings

Regional split (as at 31/01/2019)



Asset allocation (as at 31/01/2019)



Top five weightings (as at 31/01/2019)

Financials	20.2%
Industrials	11.3%
Health Care	10.0%
Information Technology	7.5%
Consumer Goods	6.4%

Top holdings (as at 31/12/2018)

VANGUARD US EQUITY INDEX A	32.4%
VANGUARD FTSE U.K. ALL SHARE INDEX A ACC GBP	29.9%
VANGUARD FTSE DEVELOPED EUROPE EX-UK EQUITY INDEX A	11.7%
VANGUARD PACIFIC EX-JAPAN STOCK INDEX ACC GBP	5.9%
VANGUARD UK INVESTMENT GRADE BOND INDEX ACC GBP	5.5%
VANGUARD UK GOVERNMENT BOND INDEX ACC GBP	5.2%
VANGUARD EMERGING MARKETS STOCK INDEX ACC GBP	4.5%
VANGUARD JAPAN STOCK INDEX ACC GBP	4.4%
INSIGHT ILF GBP LIQUIDITY C4	0.0%