

# Canlife FIA Insight Liquidity

January 2019

For more information please see the Understanding fund factsheets guide available on our website

## Fund facts

### Fund type

Pension FIA Series

### Launch date

15 February 2010

### Ongoing Charges Figure (OCF)<sup>1</sup>

0.30%

### ABI sector

Money Market

### Volatility group<sup>2</sup>

n/a

### Currency

Sterling

### SEDOL

B4LFRY4

### ISIN

GB00B4LFRY45

### Citi code

IDH6

### Underlying fund

Insight ILF GBP Liquidity Fund Class 4 Acc

### Fund size (underlying fund)

£23,436.49m

### Fund manager (underlying fund)

Chris Brown

<sup>1</sup>

The OCF is the charge made by the fund manager for running the fund and is accounted for within the unit price. The OCF does not include any product charges, please refer to your product details for more information.

<sup>2</sup>

Volatility groups run from 1 (least volatile) to 4 (most volatile) for the funds available from Canada Life and are generally reviewed once a year; we do not notify policyholders or advisers of any changes. For more information please see our guide to understanding volatility, available on our website.

## Fund objective

The Fund is a short-term money market fund which aims to provide investors with stability of capital and daily liquidity (access to their money on a business day's notice). In addition it seeks to offer an income comparable to short-term sterling interest rates

The fund objective has been provided by the underlying fund manager via FE

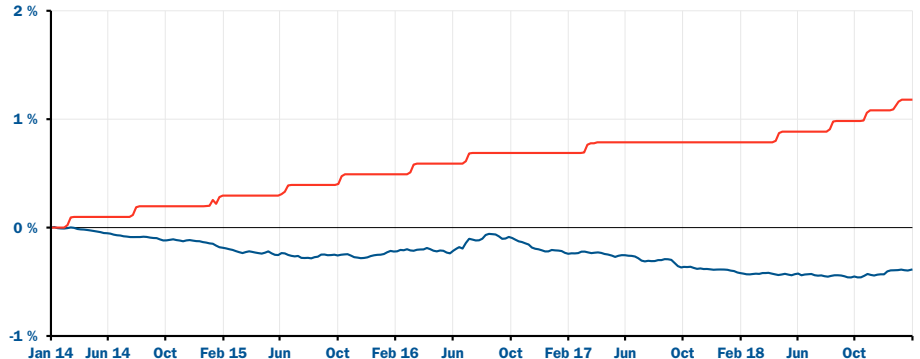
## Past performance to 31 January 2019

	3 months	1 year	3 years	5 years	since launch
<b>Fund growth%</b>	0.1	0.4	0.7	1.2	2.9
<b>Sector index</b>	0.0	0.0	-0.2	-0.4	-0.4
<b>Annualised compound growth</b>	-	0.4	0.2	0.2	0.3

## Year on year performance

	31/12/2017 - 31/12/2018	31/12/2016 - 31/12/2017	31/12/2015 - 31/12/2016	31/12/2014 - 31/12/2015	31/12/2013 - 31/12/2014
<b>Fund growth%</b>	0.4	0.1	0.2	0.3	0.2

## Performance against ABI sector



■ Money Market  
■ Canlife FIA Insight Liquidity

31/01/2014 - 31/01/2019 Powered by data from FE

Please note that past performance is not a guide for the future and that the value of units can fall as well as rise. Currency fluctuations and other factors can also affect performance.

Fund performance data is on a bid to bid basis with income reinvested. Fund data is provided by FE.

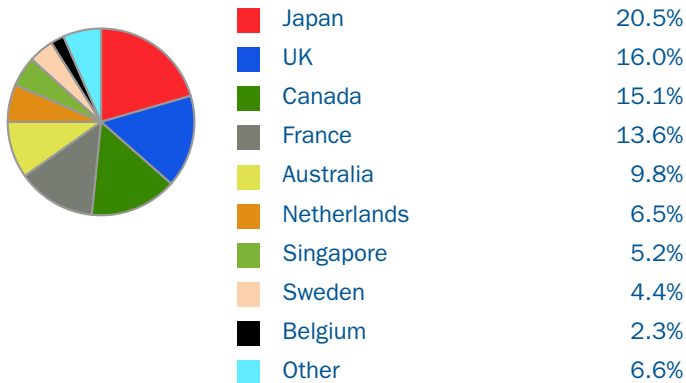
# Canlife FIA Insight Liquidity

January 2019

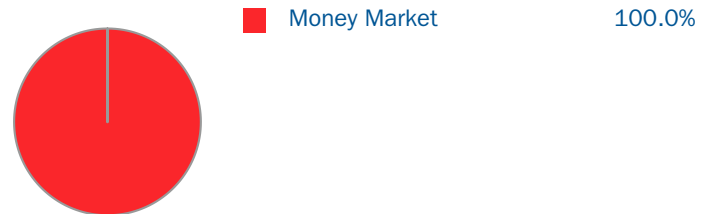
For more information please see the Understanding fund factsheets guide available on our website

## Fund holdings

### Regional split (as at 31/12/2018)



### Asset allocation (as at 31/12/2018)



### Top five weightings (as at 31/12/2018)

Certificates of Deposit	29.4%
Commercial Paper	25.8%
Time Deposits	20.5%
Short Term Asset Backed	14.7%
Floating Rate Notes	9.1%

### Top holdings (as at 31/01/2019)

HM TREASURY UNITED KINGDOM DMO 0% TSY BILL 04/02/19 GBP1	1.4%
WESTPAC BANKING CORP FLTG RT INSTS 12/12/19 GBP100000	0.6%
WESTPAC BANKING CORP FRN 21/01/20 GBP100000	0.4%
WESTPAC BANKING CORP FLTG RTE INSTS 09/01/20 GBP100000	0.4%
AUSTRALIA & NEW ZEALAND BKG GRP FRN 13/12/19 GBP100000	0.4%
AUSTRALIA & NEW ZEALAND BKG GRP FRN 05/07/19 GBP100000	0.4%
HSBC BANK PLC FRN 15/03/19 GBP100000	0.4%
AUSTRALIA & NEW ZEALAND BKG GRP FRN 19/01/20 GBP100000	0.4%
HSBC BANK PLC FRN 16/04/19 GBP	0.4%
NATIONAL AUSTRALIA BANK FRN 13/12/19 GBP100000	0.4%

## Warnings

Please note that there is a 0.15% rebate on the fund charges specified which is applied via a monthly unit addition. The portfolio information provided reflects the underlying fund holdings. The actual portfolio structure of this fund may differ very slightly.